

Measure mass (2)

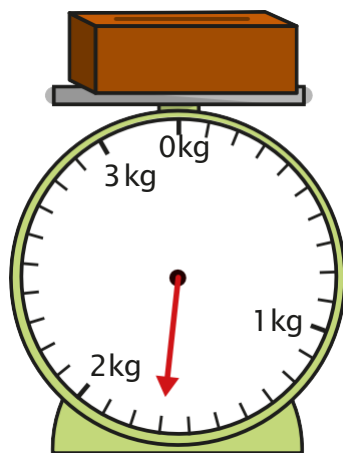
1 What is the mass of each object?

a)



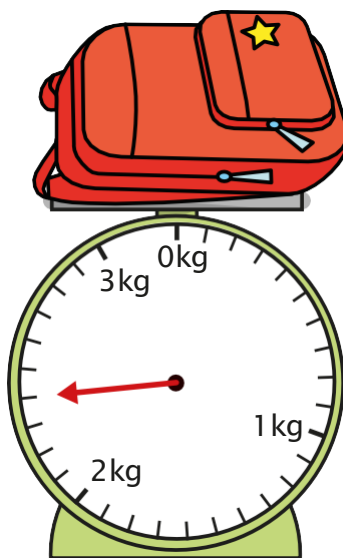
700 g

b)



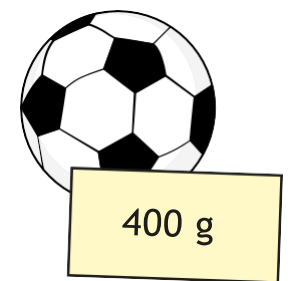
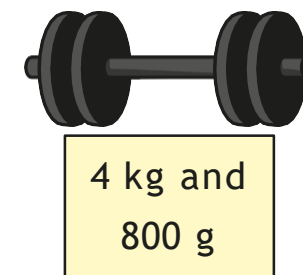
1 kg and 700 g

c)



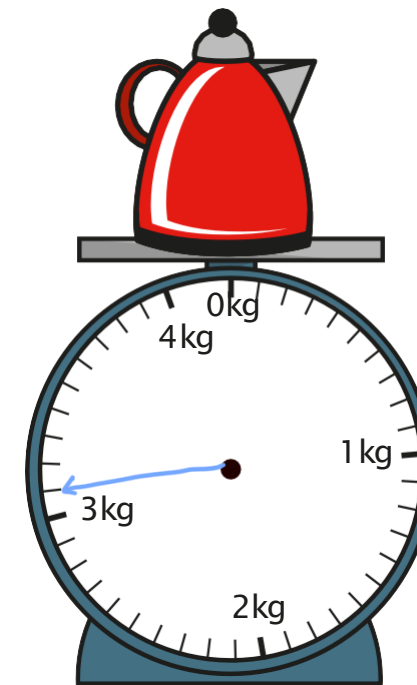
2 kg and 400 g

2 The mass of each object is shown on the label.

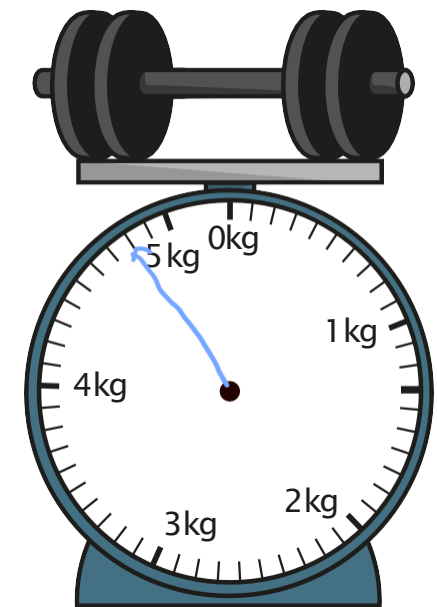


Draw on the scales to show the mass of each object.

a)



b)



c)



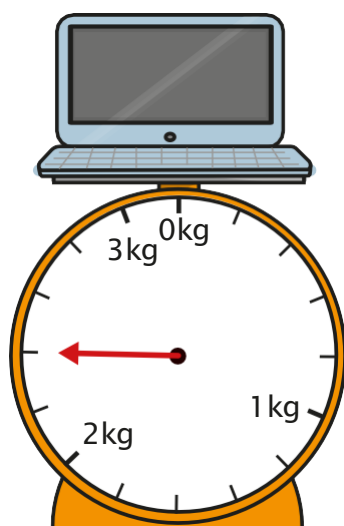
3 What is the mass of each object?

a)




200 g

b)



2 kg and 400 g

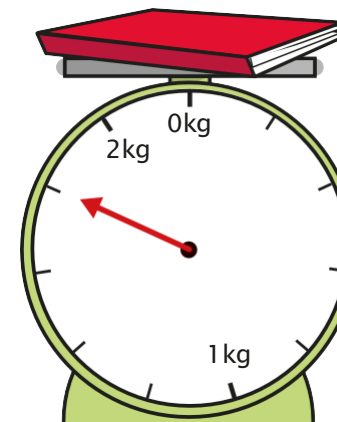
c)



4 kg and 250 g

How did you work out what each interval on the scales represents?

4 Whitney is weighing some objects.



The book weighs more than the toy bricks because the arrow goes further round.

Do you agree with Whitney? NO
Why?


5 Amir and Annie each have a present.

They are working out the mass of their presents using weights.



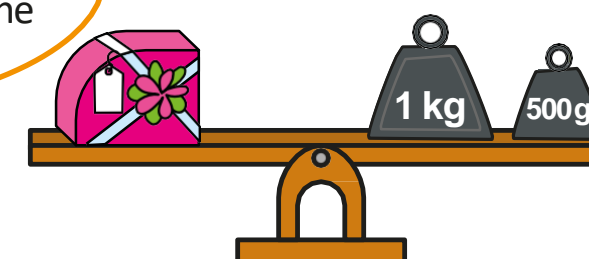
Our presents weigh the same.

Amir



No they do not. Mine is heavier because it weighs more than one kilogram.

Annie




Who is correct? Amir

How do you know?

Compare mass

1 Write **heavier** or **lighter** to complete the sentences.


a)



The apple is heavier than the orange.

The orange is lighter than the apple.

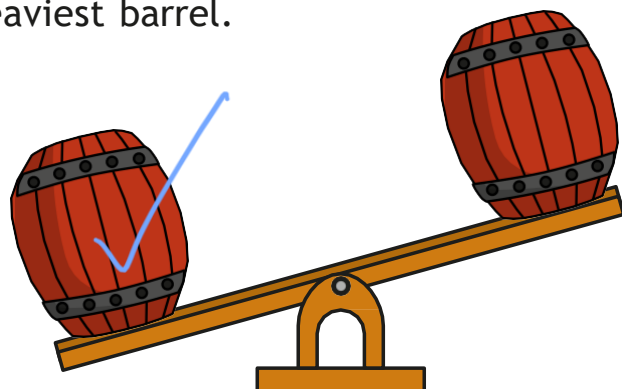
b)



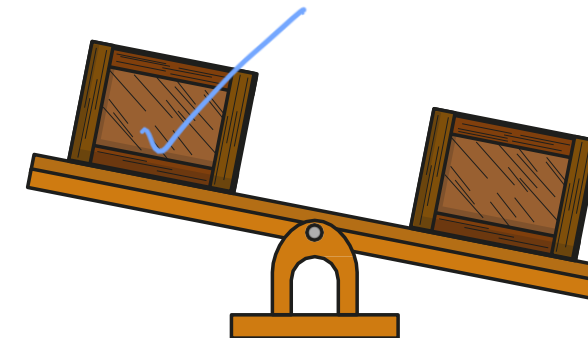
The ball is lighter than the bat.

The bat is heavier than the ball.


2 a) Tick the heaviest barrel.



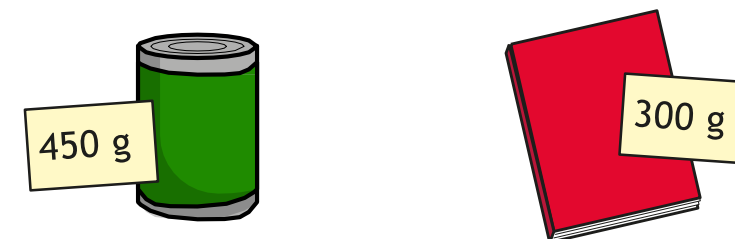
b) Tick the lightest crate.



c) What can you say about the mass of the two crates?




3 The mass of a tin and a book is shown.



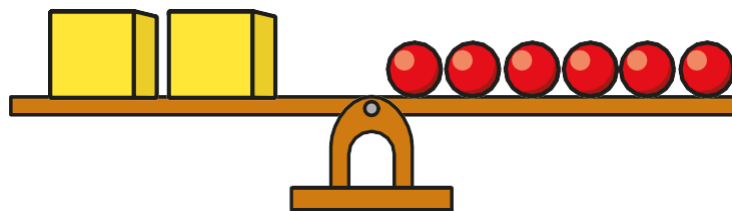
Scott puts the tin and book on the scales.

One side of the scales goes down.

Draw the book and the tin on the scales to show this.



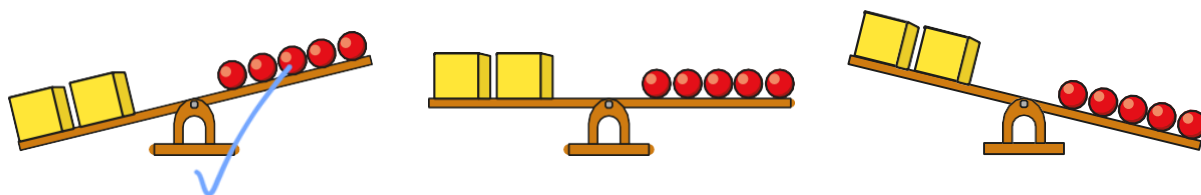
The scales show that 2 cubes balance 6 spheres.



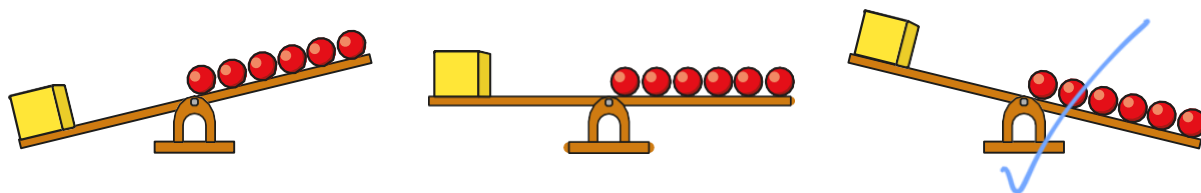
Tommy is removing shapes to see what happens to the scales.

Tick the correct image in each part.

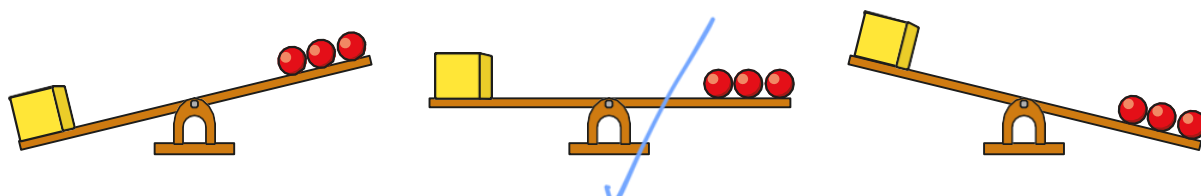
a)



b)



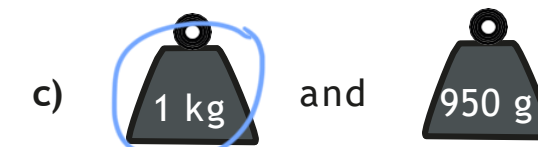
c)



Talk about your answers with a partner.

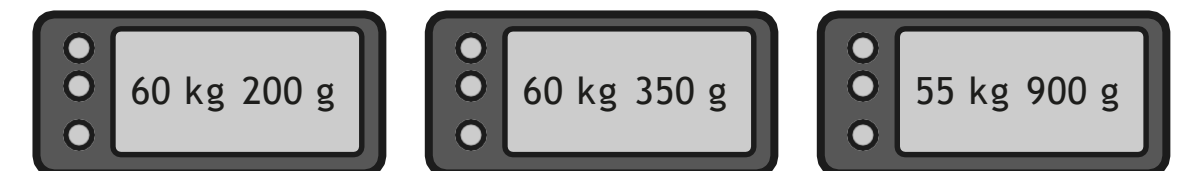
5

Circle the greater mass in each pair.



6


Three weights are shown on the scales.



Write the weights in order, starting with the lightest.

55 kg 900 g, 60 kg 200 g, 60 kg 350 g

7



Is a jar or a mug heavier?


mug

How do you know?

Talk about it with a partner.


Add and subtract mass

1 Teddy is measuring the weight of some fruit.



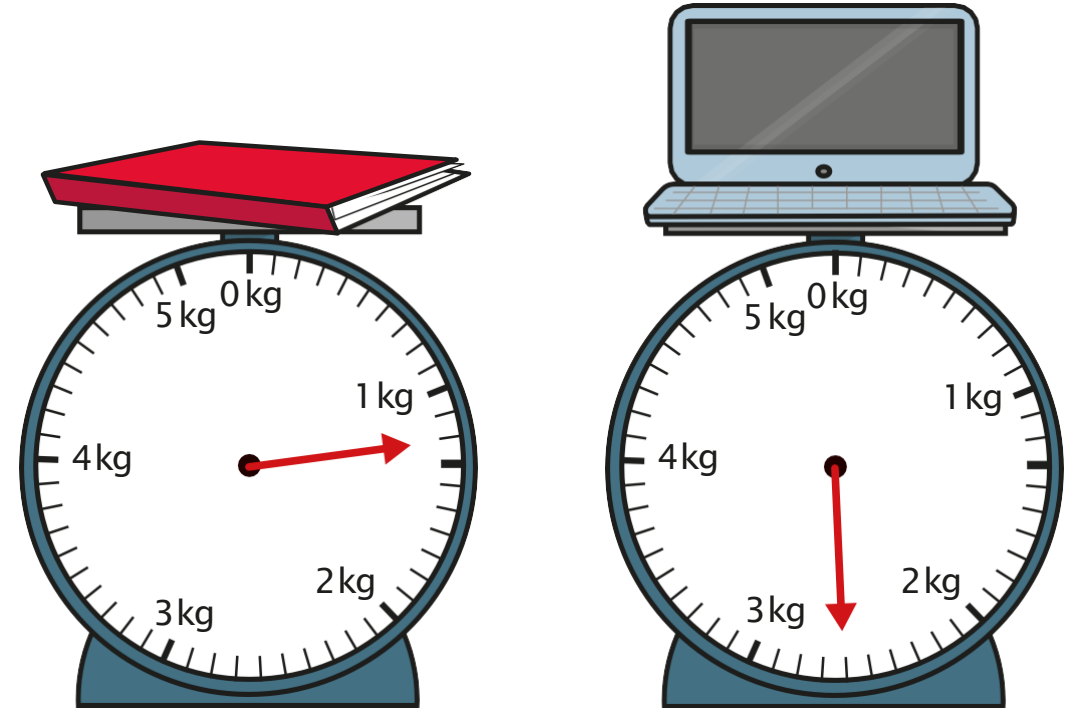
- What is the weight of the apple? g
- What is the weight of the banana? g
- Teddy puts both pieces of fruit on the same scale.
What is the total weight of the apple and the banana? g

2 Alex is measuring the weight of some ingredients.



What is the total weight of the ingredients? kg

3 Ron is measuring the mass of some objects in the classroom.



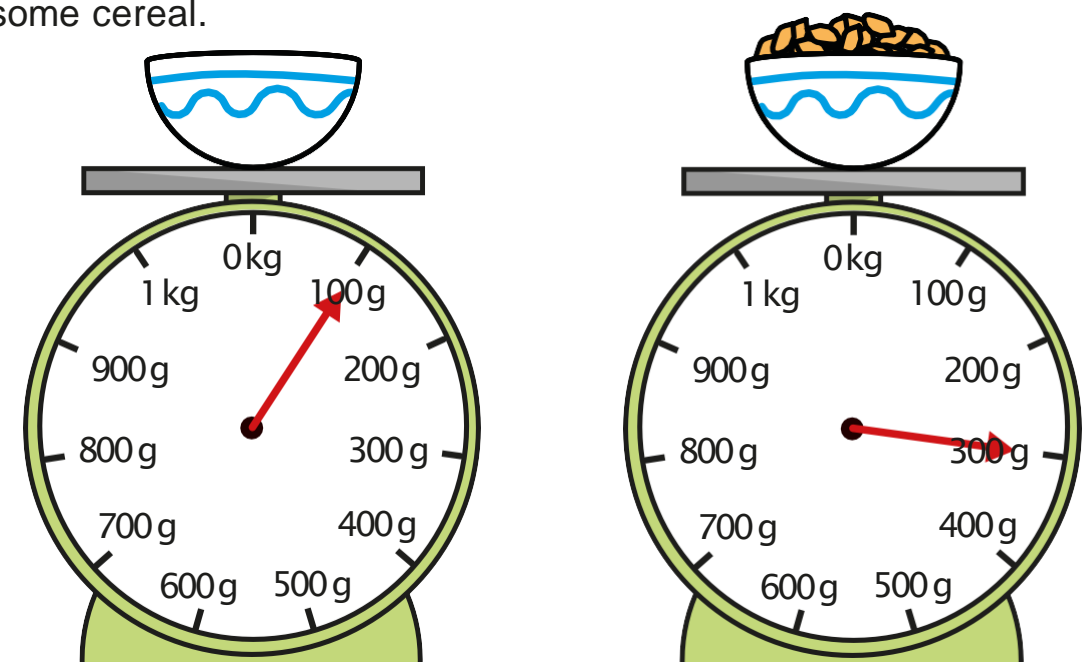
Ron puts both objects on the same scale.

What is the total mass of the objects?

kg and g

4 Aisha is weighing out some cereal.

First she puts the bowl on the scales. Then she pours out some cereal.



What is the weight of the cereal in the bowl? g

A dog weighs 8 kg and 200 g when it is 8 weeks old.
The same dog weighs 12 kg and 900 g when it is 12 weeks old.

What is the difference in the dog's weight between 8 and 12 weeks?

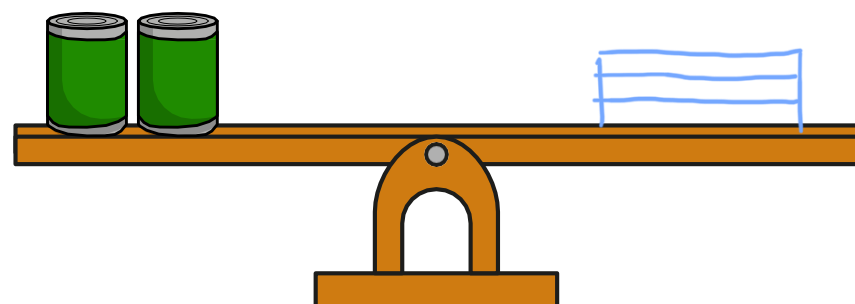
4 kg and 700 g



- 6 The mass of a tin is 450 g.
The mass of a book is 300 g.



Draw books on the scales to balance the tins.



- 7 Complete the number sentences.

a) $1 \text{ kg } 250 \text{ g} + 5 \text{ kg } 300 \text{ g} = \boxed{6} \text{ kg } \boxed{550} \text{ g}$

b) $3 \text{ kg } 450 \text{ g} + 8 \text{ kg } 120 \text{ g} = \boxed{11} \text{ kg } \boxed{570} \text{ g}$

c) $15 \text{ kg } 960 \text{ g} - 11 \text{ kg } 270 \text{ g} = \boxed{4} \text{ kg } \boxed{690} \text{ g}$

d) $36 \text{ kg } 317 \text{ g} - 21 \text{ kg } 199 \text{ g} = \boxed{15} \text{ kg } \boxed{118} \text{ g}$


e) $1 \text{ kg} - \boxed{800} \text{ g} = 200 \text{ g}$

- 8 Tommy and Rosie are working out the total weight of the box and the suitcase.



The total weight is 5 kg and 1,200 g.

Tommy



The total weight is 6 kg and 200 g.

Rosie

Who is correct? Both

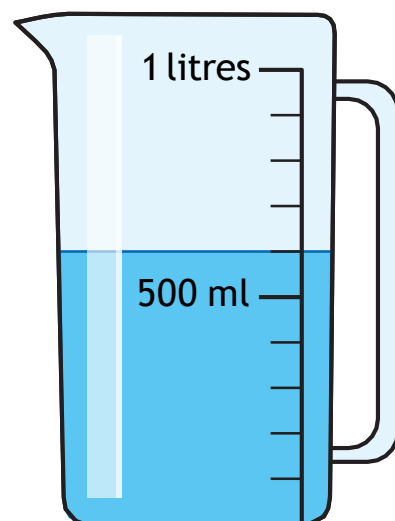
Talk about it with a partner.



Measure capacity (2)

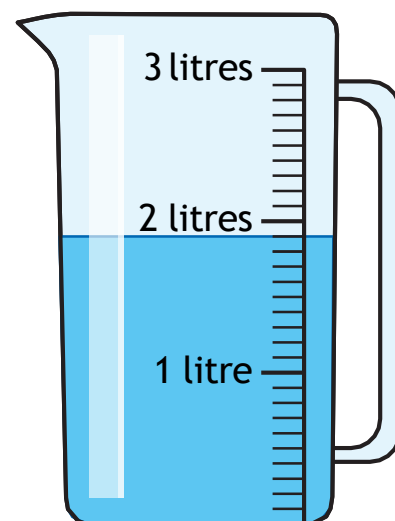
1 How much water is there in each jug?

a)



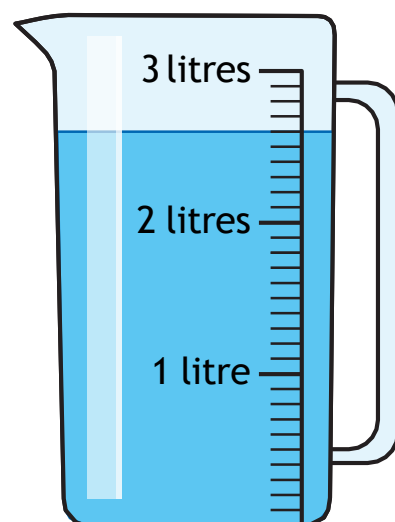
600 ml

c)



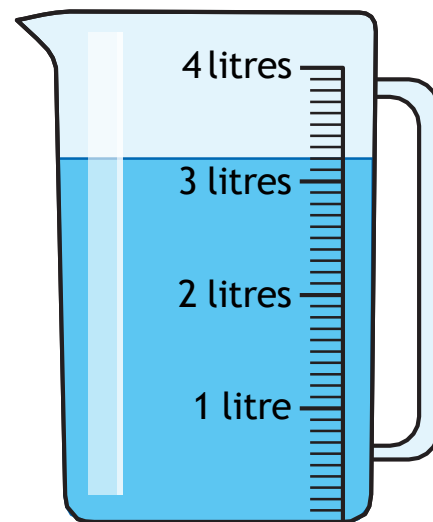
1 l and 900 ml

b)



2 l and 600 ml

d)



3 l and 200 ml

2

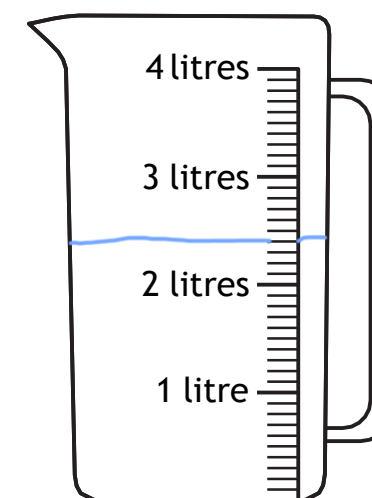
The capacity of each bottle is shown on the label.

Each bottle is full of liquid.

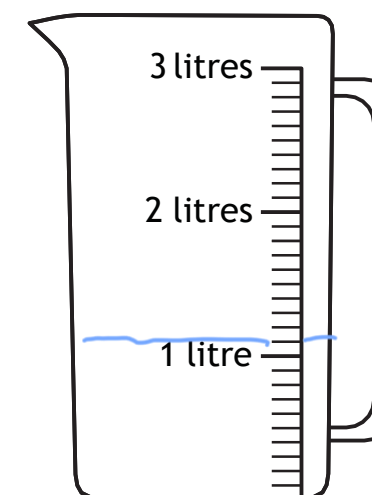
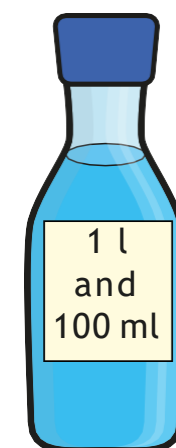
The bottles are emptied into jugs.

Draw a line on each jug to show where the liquid will reach.

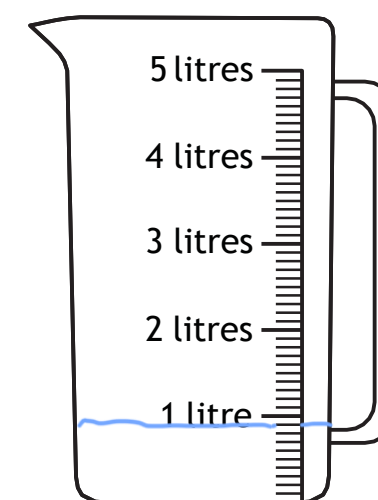
a)



b)

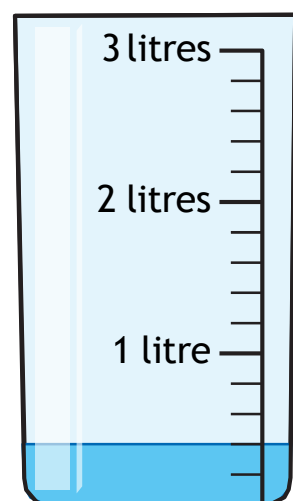


c)



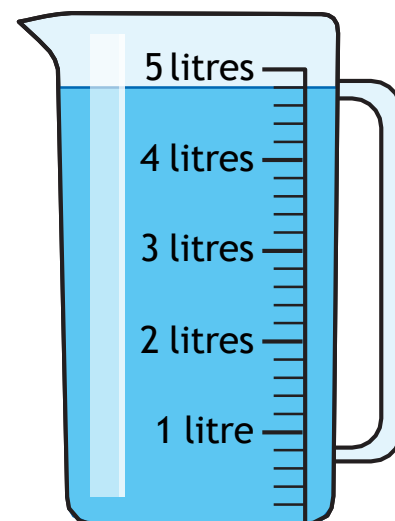
3 How much water is there in each container?

a)



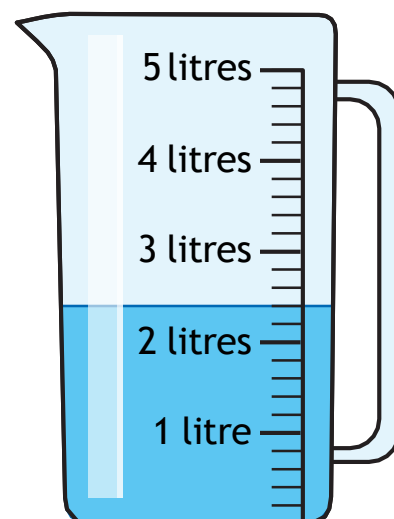
400 ml

c)



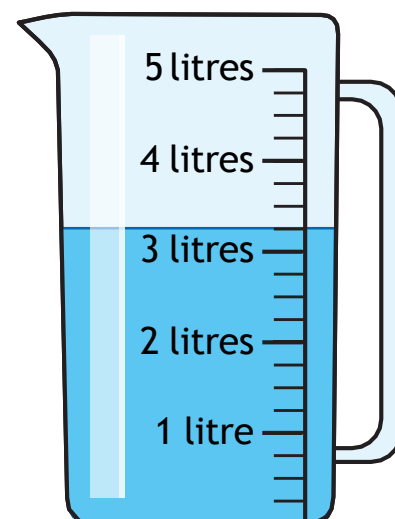
4 l and 800 ml

b)



2 l and 400 ml

d)



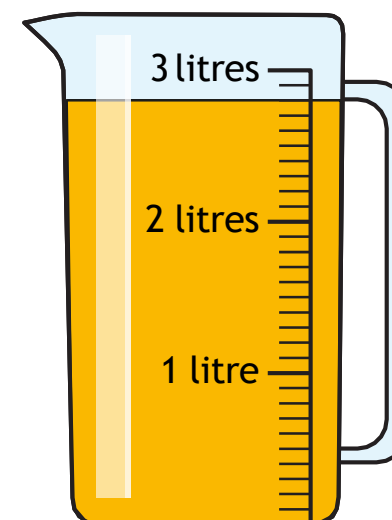
3 l and 250 ml

How did you work out what each interval on the scales represents?

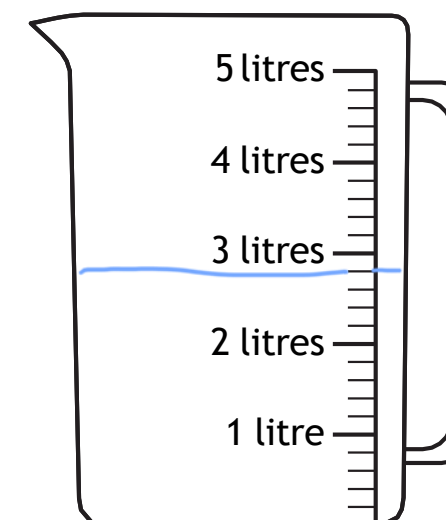
4 Mo has some orange juice in a jug.

He pours it into another jug.

Draw a line on the jug to show where the orange juice will reach.



What do you notice?



5 Different bottles hold different amounts of liquids.



Dexter

Eva



Who has more liquid? Circle your answer.

Dexter

Eva

they have the same

Talk about it with a partner.