



Y5 Home School Suggested Timetable

W/B 29th June 2020



Dear Children,

Well done for attending the zoom lessons last week. You are working well, keep up the good effort.

Remember the days, times and login details are the same this week.


Madame Elana has another video to teach you French this week, click on the link in the planning grid below.

We are continuing our Project Maya using the CGP books. Please have them with you in the guided reading session on you given day (10-10:30am).

This week the music group DaCapo would like you to take part in 'Proms at home'. To find out more click on the link bit.ly/PrimarySchoolPromActivityPack and read the music section on the plan below (Wed).

For English we are continuing to use lessons provided by the Oak Academy (just follow the hyperlinks). **Do not forget to do your writing on paper, then photograph it and post in your portfolio on Class Dojo.** Last week's task of a balanced argument is due this Tuesday 30th June. I look forward to reading your work.


For maths, visit the White Rose maths site as usual. This week's topic is angles. **You will need a protractor to complete the worksheets.** Protractors are relatively cheap and are available from Amazon and larger local supermarkets.


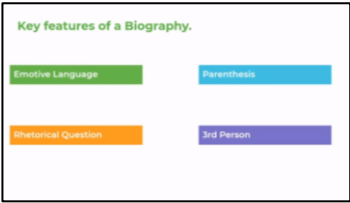


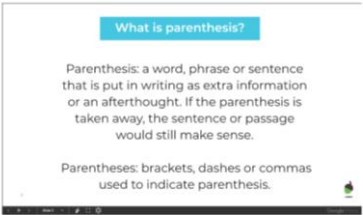
Have a good week

Best wishes, Miss Bright

	Maths	English	Topic
--	-------	---------	-------

Mon	<p style="text-align: center;"><u>Maths</u></p> <p><u>LO: I can measure angles with a protractor</u></p> <p>Log on to White Rose maths home learning – Summer term week 10</p> <p>Lesson 1</p> <p>https://whiterosemaths.com/homelearning/year-5/</p> <p>Additional resources:</p> <p>Watch these videos to see how to measure angles</p> <p>https://www.youtube.com/watch?v=9RTM418qfdI</p> <p>https://www.youtube.com/watch?v=R4giTrUEF2k</p> <p>For worksheets click here</p> <p>For the answer sheet click here</p> <p>If your child is working out of year group, please click here sheet answers</p>	<p style="text-align: center;"><u>English</u></p> <p><u>L.O. I can do reading Comprehension when reading a biography</u></p> <p>Log on Oak academy site week 9</p> <p>Lesson 1</p> <p>https://classroom.thenational.academy/lessons/read-example-text-reading-comprehension-983dac</p> <p>Start watching the video. Mid way through you will need to stop the video and answer questions for yourself</p> <p>You will be looking at a biography</p> <div style="background-color: orange; padding: 10px; margin: 10px 0;"><p>A biography is an account of someone else's life written by someone else.</p></div> <p>You will answer questions using the book 'Fantastically great women who changed the world'. We start with the artist Frida Kahlo</p> <p>Note your answers on paper. Continue with the slideshow to mark your work.</p> <p>This week's spellings involve homophones #2</p> <table style="width: 100%; border-collapse: collapse; text-align: center;"><tr><td style="background-color: #92d050;">allowed</td><td style="background-color: #92d050;">aloud</td></tr><tr><td style="background-color: #9999ff;">assent</td><td style="background-color: #9999ff;">ascent</td></tr><tr><td style="background-color: #99ccff;">affect</td><td style="background-color: #99ccff;">effect</td></tr></table> <p>There is quiz to do after the video – activity 4.</p> <p>If your child is working out of year group, please click here</p>	allowed	aloud	assent	ascent	affect	effect	<p style="text-align: center;"><u>French</u></p> <p style="text-align: center;"><u>LESSON 2</u></p> <p>Click on the link below to watch a video by Madame Elena. You will need a pencil/pen, a piece of paper and a dice.</p> <p style="text-align: center;">Year 5 https://screencast-o-matic.com/watch/cY12o3CuWC</p> <div style="text-align: center;"></div>
allowed	aloud								
assent	ascent								
affect	effect								

<p>Tues</p>	<p><u>Maths</u> <u>LO: I can draw line and angles accurately</u></p> <hr/> <p>Log on to White Rose maths home learning – Summer term week 10 Lesson 2 https://whiterosemaths.com/homelearning/year-5/</p> <p>Additional resources: Watch this video on how to draw angles https://www.youtube.com/watch?v=6oiDPXle97c</p> <p>Worksheets can be found here Answers here</p> <p>If your child is working out of year group, please click here sheets Answers</p>	<p><u>English</u> <u>L.O. I can do reading Comprehension of a biography</u> Log on Oak academy site week 9 Lesson 2 https://classroom.thenational.academy/lessons/read-example-text-reading-comprehension-2443eb Start watching the video. Mid way through you will need to stop the video and answer questions for yourself</p> <p>You will answer questions about the text. Note your answers on paper. Restart the video to mark your work.</p> <p>There is another quiz to do after the video – activity 4.</p> <p>If your child is working out of year group, please click here</p>	<p><u>Project – Maya</u> <u>L.O. I can understand that the Mayan civilisation was split in city states</u></p> <p>Read about the city states in the CGP study book p8-9 then complete the tasks on pages 8-9 of the activity book.</p> <p>In this section, you will be introduced to 3 city states. Read carefully about Chichen Itza – why do some people believe the huge pyramid El Castillo was designed in a certain way?</p> 
<p>Wed</p> <p><i>Zoom Assembly with Fr</i></p>	<p><u>Maths</u> <u>LO: I can calculate angles on a straight line</u></p> <p>Log on to White Rose maths home learning – Summer term week 10 LESSON 3 https://whiterosemaths.com/homelearning/year-5/</p> <p>Worksheets can be found here Answers here</p>	<p><u>L.O. I can identify the key features of -a biography</u> Log on Oak academy site 9 Lesson 3 https://classroom.thenational.academy/lessons/read-the-example-and-identify-key-features-5e82c4/ Do the introductory quiz to get going.</p> <p>Again, start watching the video to learn about the key features of a biography</p> 	<p><u>Music</u> <u>L.O. I can clap along with rhythms and learn to sing a new song</u></p> <p>This week you will continue doing activities created by DaCapo Lesson 8.</p> <p>Watch their video on you tube https://www.youtube.com/watch?v=m386vT_ymZU&feature=youtu.be</p> <p>Clap out rhythms to match the teacher, then copy the teacher's hand signs as you sing notes along the scale. Next is rhythm cards and finally singing. This week's song is My Hat</p>

	<p>If your child is working out of year group, please click here sheet answers</p>	<p>Mid way through you will need to stop the video and find the main activity (your independent task). Note your answers on paper. Restart the video to mark your work.</p> <p>Do not forget the quiz at the end Activity 4</p> <p>If your child is working out of year group, please click here</p>	<p>The Proms at St Jude's Schools' Prom: suitable for years 3-6</p> <p>Learning film: https://www.youtube.com/watch?v=v7AbxekOHD4&feature=youtu.be</p> <p>Concert film: https://www.youtube.com/watch?v=Sk-dpmmn_38&feature=youtu.be</p> <p>Backing Track: bit.ly/PrimarySchoolPromBackingTrack</p> <p>Please use the links above to take part in this years' Proms at St Jude's Schools', a prom which is online. The films will help you to learn a wonderful song and prepare it for a concert at <u>home</u>. They contain a series of activities, led by Will Dollard from DaCapo, that build towards performing the song. There's musicianship, singing of course, and also some ideas for art and baking! They can be watched at any time and as often as required.</p>
Thur	<p><u>Maths</u></p> <p><u>LO: I can calculate angles around a point</u></p> <p>Log on to White Rose maths home learning – Summer term week 10 LESSON 4</p> <p>https://whiterosemaths.com/homelearning/year-5/</p> <p>Worksheets can be found here Answers here</p> <p>If your child is working out of year group, please click here sheet answers</p>	<p><u>English</u></p> <p><u>L.O. I can complete work on SPaG focusing parenthesis</u></p> <p>Log on Oak academy site Lesson 9 lesson 4</p> <p>Do the introductory quiz to get going. https://classroom.thenational.academy/lessons/spag-focus-b2bdf1</p> <p>Again, start watching the video to learn about parenthesis used for adding extra information to a sentence.</p>  <p>Mid way through you will need to stop the video and find the main activity (your independent task). Note your answers on paper. Restart the video to mark your work.</p> <p>Do not forget the quiz at the end Activity 4</p> <p>If your child is working out of year group, please click here</p>	<p><u>Project – Maya</u></p> <p><u>L.O. I can understand how city states were ruled</u></p> <p>Read about the Mayan rulers in the CGP study book p10-11 then complete the tasks on pages 10-11 of the activity book.</p> <p>After you have read this section answer this question: Would you have liked to have been a Mayan ruler? Why?</p>

Fri

Maths

LO: I can solve Friday's challenge

Log on to White Rose maths home learning – **Summer term week 10 LESSON 5**

<https://whiterosemaths.com/homelearning/year-5/>

If your child is working out of year group, please click [here](#)

English

L.O. I can write a balanced argument

Log on Oak academy site week 9 lesson 5

<https://classroom.thenational.academy/schedule-by-year/year-5>

Do the introductory quiz to get going.

Today you will be tested on the spellings

The longer writing task is to plan and write a biography. You need to use all the features identified in Wednesday's lesson and the SPaG practised yesterday. **Your biography must have least 4 paragraphs with**

Use the sheets at the end of this plan to help you.

You could write a balance argument using the topic ideas given or choose your own.

Use the success criteria to check that you have completed the task correctly.

To be successful...

Feature	Example
Capital letters and full stops	
Third person	
Present tense	There are many ...
Adverbs of possibility	Surely, certainly
Facts, figures and opinions	... people believe ...

Do not forget to post your work on class Dojo to share it with me. It is due by next Tuesday (30th June)

If your child is working out of year group, please click [here](#)

Geography

L.O. I can name and locate main countries in South America and describe its physical geography

We are going to use the CGP books to learn about the geography of North and South America.

Begin by reading p4-5 of the study book then answer pages 4-5 in the activity book.

L.O. I can describe different biomes in the Americas

A biome is an area with certain plants and animals that have adapted to the climate there.

Read p6-7 of the study book then answer pages 6-7 in the activity book.

In order to answer the questions, you need to read both pages. The answers can appear on either page.

If you come across any words that are unfamiliar, you may find an explanation in the glossary on p36-37

English – writing task: A biography

Structure

Paragraph 1

Family

Paragraph 2

Early Life

Paragraph 3

Main Career

Paragraph 4

Significant achievements

Planning grid

Paragraph	Idea	Vocabulary	Key points
1	Family		
2	Early Life		
3	Main career		
4	Significant achievements		

Paragraph 1

Family

Questions to consider

- Where were they born?
- Who are their family?
- Where did they attend school?
- What did they do at school?

Paragraph 2

Early Life

Questions to consider

- Did they receive any awards in their teens?
- When was their first breakthrough?
- What happened to start their career?

Paragraph 3

Main career

Questions to consider

- Where have they performed/worked?
- What have they written?
- Where have they travelled to?
- What has been the standout performance of their career?

Paragraph 4

Significant achievements

Questions to consider

- What awards have they received?
- What is the biggest achievement in their career?
- What are they remembered for?

Vocabulary



coveted	significant	amazing
traumatic	global	fantastic
superstar	sensation	phenomenal
astounding	astounding	stunning

2



Success Criteria



Feature	Example
Capital letters and full stops	
Adjectives	Amazing, fantastic, coveted
Facts and figures	Key dates
Third person	He, she, they,
Parenthesis	Beckham was born in London (England).
Paragraphs	

4

