



Home School Suggested Timetable Year 2



Hello Year 2 I hope you are all well and enjoying your time at home. It has been great to see so many of your smiling faces on our Zoom meetings.

Please see this weeks home learning suggested timetable for you to complete.

I understand that these are uncertain times with many parents working from home. There is no expectation to do every task and please feel free to adapt them to your child's needs and interests.

There are lots of ideas for activities on line keep an eye on Purple Mash as this is a good learning tool too. (let me know if you need your logins) Please continue to read every day and practise your maths tasks on My Maths and Times tables Rock Stars.

*When you see this that
responding to your*



means you have an opportunity to share photos/ videos of your work with me on Tapestry. I look forward to work in a new and exciting way.

I will also set one fun daily task on Tapestry each day. If you wish you can share photos of you compleing the task I will respond to that too.

I will be rewarding your effort with house points via Tapestry. You can create your own exciting version of our school house point and collect them at home. You could decorate a special box or container to keep your house points in. Let's see which team manages to collect the most.


If you have any questions please contact me via Tapestry.


I can't wait to see your wonderful work.



Keep smiling, stay safe and be the best that you can be.



Lots of love

Mrs Huegdon x

		Maths		English		Topic
	<p><u>Monday</u></p> <p>30.3</p>	<p>LO: I can recognise, find, name and write fractions $\frac{1}{3}$, $\frac{1}{4}$, $\frac{2}{4}$ and $\frac{3}{4}$ of a length, shape, set of objects or quantity</p> <p><u>https://www.bbc.co.uk/teach/class-clips-video/maths-ks1-fractions-titch-and-ted-do-maths-part-one/zmkvgwx</u></p> <p><i>Have fun folding and cutting paper shapes into equal parts. Can you find half, quarters and three quarters? Can you draw a 2D shape and divide it into fractions?</i></p> <p><i>Think about other things at home that can support your understanding of fraction, Pizza, cake, lego, play dough</i></p> 		<p>LO: I can write a non-chronological report.</p> <p><i>In English we have been writing nonfiction texts and setting out our writing using an introduction, heading, sub headings, photographs or illustrations and captions or labels.</i></p> <p><i>Choose an animal that you would like to research. Today decide upon your heading and which sub headings you will include. e.g. Habitat, appearance, adaptation, diet etc. If you cannot access the internet, ask your grown-ups to tell you what they know about that animal.</i></p> <p><u>https://www.theschoolrun.com/what-is-a-non-chronological-report</u></p>		<p>PE</p> <p>LO: I can master basic movements including running, jumping, throwing and catching, as well as developing balance, agility and co-ordination, and begin to apply these in a range of activities</p> <p><i>If you can go out to run, climb and enjoy the fresh air. Do not worry if you are at home, you can still be healthy and active.</i></p> <p><u><i>Start with a Just dance kids warm up</i></u></p> <p><u>https://www.youtube.com/results?search_query=just+dance+kids</u></p> <p><u>https://www.youtube.com/watch?v=tWSqNEs4IPg</u></p> <p><u><i>Go on a Cosmic kids yoga adventure.</i></u></p> <p><u><i>Teach someone at home how to join in and relax too.</i></u></p>

<p>Tuesday 31.3</p>	<p>LO: I can recognise, find, name $\frac{1}{3}$, $\frac{1}{4}$, $\frac{2}{4}$ and write fractions $\frac{3}{4}$, $\frac{1}{4}$, $\frac{2}{4}$ and $\frac{3}{4}$ of a length, shape, set of objects or quantity</p> <p>https://www.twinkl.co.uk/resource/t-n-45415-finding-half-and-quarter-activity-sheet</p> <p><i>I can find fractions of amounts. Use the skills that we learnt when dividing to help you find fractions of objects. To find half – share into 2 equal groups. To find a quarter share into 4 equal groups.</i></p> <p><i>If you cannot access the resources, share actual objects at home to help you to find fractions of amounts.</i></p>	<p>LO: I can write a non-chronological report.</p> <p><i>Begin to research and record information about your animal. Take notes and try to organise your ideas into paragraphs. Remember to use words that you understand.</i></p>	<p><u>Art</u></p> <p>LO; I can to use drawing, to develop and share my ideas, experiences and imagination</p> <p><i>Start to collect images of your chosen animal for your report.</i></p> <p><i>Can you draw your animal and add labels</i></p> 
---------------------------------------	--	---	--

	<p><u>Wednesday</u> 1.4</p> <p>LO: I can recognise, find, name and write fractions $\frac{1}{3}$, $\frac{1}{4}$, $\frac{2}{4}$ and $\frac{3}{4}$ of a length, shape, set of objects or quantity</p> <p><i>Chose one of the four fractions from the learning objective above. How many ways can you represent this fraction? Draw it, make it, and solve it. You could make a poster or PowerPoint presentation of your ideas.</i></p>  		<p>LO: I can write a non-chronological report. I have used full stops and capital letters correctly.</p> <p><i>Present your work in written form or typed. Write a heading, short introduction and at least one paragraph with a sub heading.</i></p> <p><u>Science</u> LO: I can find out about and describe the basic needs of animals, including humans, for survival (water, food and air)</p> <p>https://www.twinkl.co.uk/resource/tp-sc-101-planit-science-y2-animals-including-humans-lesson-3-basic-needs-lesson-pack?sign_in=1</p> <p><i>Read the PowerPoint to find out what 3 things animals need to survive. Complete the Basic Needs activity. If you cannot access this, describe what a pet may need to survive and how you would need to look after it.</i></p>
--	---	--	--

<p><u>Thursday</u> 2.4</p>	<p>Revision – place value LO: I know the value of each digit in a 2 digit number.</p> <p>https://blog.topmarks.co.uk/2018/01/new-game-place-value-basketball/</p>		<p><u>RE</u> I can recall and retell the Easter story</p> <p>In RE we are thinking about how Easter symbols help us to remember the story of Easter. Make a comic strip or write a story to retell the story of Easter. https://www.bbc.co.uk/teach/class-clips-video/religious-studies-ks1-the-christian-story-of-easter/zhgv47h</p> 
<p><u>Friday</u> 3.4</p>	<p>Revision arithmetic practise</p> <p>If you managed to get a pack from school practise the arithmetic paper. Remember to draw pictures to help you to solve the problems. Papers are available on line https://www.sats-papers.co.uk/ks1-sats-papers/</p> <p>if you cannot access the internet. Ask someone at home to set you challenges which include adding a 2 digit number and a one digit number. Adding a 2 digit number and 10s (e.g. 23+30 =) and adding 2 two digit numbers. https://www.topmarks.co.uk/learning-to-count/blast-off</p>	<p>LO: I can write a non-chronological report. I can make additions to my work to improve it.</p> <p>Use this time to finish your report. Check for any mistakes in spelling or punctuation. Read your work to a grown up. Can they give you ideas for how to improve it?</p> 	<p><u>PSHE</u> I can recognise and appreciate the important work that every day heroes do.</p> <p>- Make an 'Everyday hero display' of all the hard-working people from your local community. - Write thank you letters or cards to the people working in the community.</p>