



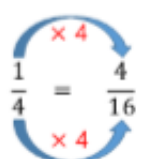
Home School Suggested Timetable

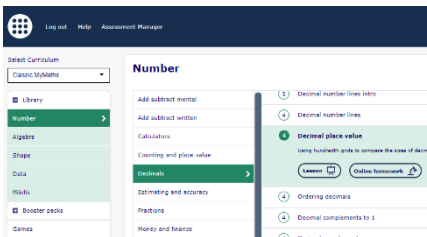
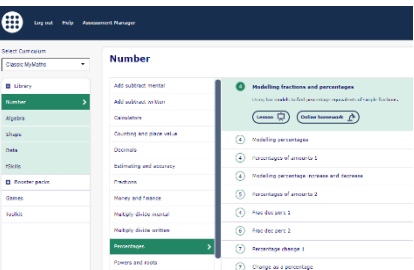





Dear Children,
You can attempt the tasks below in any order. The days and timings are just a suggestion. Please do not worry if you cannot do any of the tasks – just do your best. There is also a list of challenges you could attempt on the school website. Remember to continue your reading and record your views in your reading record book.
Best wishes

Miss Bright



	Maths	English	Topic
Mon	<p><u>Fractions</u> <u>LO: I can add and subtract fractions</u> Log on to My Maths and complete the task set</p> <p>Remember if the denominators of the fractions are different e.g. $\frac{1}{2} + \frac{1}{4} = ?$ You need to make them the same type of fraction using your knowledge of equivalent fractions (Eva's method)</p> 	<p><u>SPaG</u> <u>L.O. I can sort words into word groups</u> Log on to Purple Mash and complete the grammar task 'Word splits' by sorting words into nouns, adjectives, verbs and adverbs www.purplemash.com</p>	<p><u>PE</u> <u>LO: I can master basic movements including running, jumping, throwing and catching, as well as developing balance, agility and co-ordination, and begin to apply these in a range of activities</u> If you can go out to run, climb and enjoy the fresh air. Do not worry if you are at home, you can still be healthy and active.</p> <p>Perhaps you could start each day with a Joe Wicks work out https://www.youtube.com/watch?v=u0_1QBQ8Syk</p> <p>If you like dancing, then why not try one of the routines from just dance kids? https://www.youtube.com/results?search_query=just+dance+kids</p> <p>Away from the pc/table you could set yourself or a family member a daily challenge e.g. How many 'keep me ups' you can do in 1 minute? How many times can you bat a tennis ball upwards without dropping it? How many skips can you do in 1 minute? You can think of your own daily challenges.</p>
Tues	<p><u>Fractions</u> <u>L.O. I can use my knowledge of fractions</u> Log on to Purple Mash and complete the task set for you</p>	<p><u>Writing</u> <u>L.O. I can make predictions and respond to a video story</u> <u>I can write an orientation (opening to a story)</u> This week you will be writing a story based upon a video clip from Literacy shed. Each day you will write the next part of the story The writing task can be completed on Purple Mash – Log on and complete 2do task The Light house Tip: scroll down the bottom of the clip art window to find images from the video Or</p>	<p><u>Computing</u> <u>L.O. I can complete a series of tasks that are an introduction to coding</u></p> <p>Watch the PowerPoint and click on all the tasks. Keep trying you will soon get the hang of it!</p> <p>https://www.twinkl.co.uk/resource/t2-i-141-ks2-what-is-coding-powerpoint</p>

		<p>You can write the story in your yellow home learning book.</p> <p>Begin by looking at the images on the last page at the end of this weekly plan. (They are not in the correct order). Can you work out what the story is about?</p> <p>Now watch the video http://www.literacyshed.com/the-lighthouse.html</p> <p>Writing task</p> <p>You need to write the opening to the story of 'The Lighthouse' up to the point when the candle is blown out.</p> <p>You need to describe the setting and introduce the character. Make sure you use words that convey the atmosphere (dark, stormy night)</p>	
Wed	<p><u>Fractions, decimals percentages</u> <u>L.O. I can solve tasks involving proportion of a whole</u></p> <p>When you log on to My Maths you can choose to watch a lesson presentation – it may help you to watch the ppt - Number: Decimals: 4 decimal place value</p>  <p>Number: Percentages: 4 modelling fractions and percentages</p>  <p>Then log on to the homework section of My Maths and complete the task set. (Note: you can watch any of the lessons to help remind you of what to do)</p>	<p><u>Writing</u> <u>L.O. I can write the next part of the story which includes the conflict (problem)</u></p> <p>Watch the video again http://www.literacyshed.com/the-lighthouse.html</p> <p>Writing task</p> <p>Make notes about what happens so you are clear about the order of events. Then take time to think of useful words and create a word bank. You could use a thesaurus (available online) to help you.</p> <p>Now write the middle part of the story to add to your beginning yesterday. Remember to write in paragraphs.</p> <p>When you have finished read through all your writing to check if it makes good sense, for any corrections in spelling and punctuation: and look for ways to improve it.</p> <p>Q1. Does the two parts of the story flow?</p>	<p><u>Art</u> <u>L.O. I can create a piece of sculpture based upon the work of a known artist</u></p> <p>Watch the PowerPoint about Andy Goldsworthy https://www.twinkl.co.uk/resource/all-about-andy-goldsworthy-powerpoint-t2-a-255</p> <p>After you have seen his work you could have a go at creating something artistic out of natural material. You could use things from your garden or from the local park.</p>  <p>If you cannot use natural materials, you could always use items from around your home to create a contrasting (opposite idea) piece of work!</p> 
Thurs	<p><u>Times tables</u> <u>L.O. I can rapidly recall times table facts</u></p> <p>Log on to Purple Mash and complete the 2do task on times tables</p>	<p><u>Writing</u> <u>L.O. I can write the concluding part of the story which includes the resolution</u></p> <p>Watch the video clip again – focus on the last part Q1. How is the lighthouse keeper helped?</p>	<p><u>Geography</u> <u>L.O. I can identify capital cities of Europe</u></p> <p>Log on to Purple Mash and complete the 2to: European Capital Cities</p>

		<p><u>Writing task</u> Again, make notes about what happens so you are clear about how the problem is solved. You could add some more useful words to your word bank.</p> <p>Now write the ending to complete the story. Remember to write in paragraphs.</p> <p>When you have finished read through all your writing to check if it makes good sense, for any corrections in spelling and punctuation: and look for ways to improve it.</p> <p><i>You could read it aloud to your family for feedback and to entertain them.</i></p>	 <p><u>Weekly challenge</u> For fun – see how many ways you can find to say “hello” and “goodbye” in different European languages.</p>
<u>Fri</u>	<p><u>Times tables</u> <u>L.O. I can rapidly recall times table facts</u> Log on to Purple Mash and complete the 2do task on times tables</p>	<p><u>Reading</u> <u>L.O. I can read and respond to a newspaper article</u> Today you will need a newspaper article and answer some questions about it. Follow the link below:</p> <p>https://www.twinkl.co.uk/resource/rainbows-daily-news-story-ages-9-11-t-ukn-1031</p> <p>or</p> <p>Listen to an audible story on this free website. Select Littlest (good for traditional stories or classics), Tween or Elementary</p> <p>https://stories.audible.csom/start-listen</p>	<p><u>Music</u> <u>L.O. I can sing tunelessly</u> Join Justin Timberlake to sing ‘Can’t stop the feeling’ using this karaoke link https://www.youtube.com/watch?v=BgX04l03JJM You will recognise it from the Y5 assembly. You could also dance along or add some percussion (using things you might find in the kitchen e.g. pots and pans drumkit, pasta shaker, wooden spoon cleaves etc. Be creative).</p>

