



Year 2 Home Learning Plan



Dear Parents and Carers

Welcome to a new week of home learning and thank you for your continued support.

As we welcome more children back to school, I understand the importance of keeping Year 2 focused and motivated while still working from home. I am supporting children in school for half of my working day however, I am determined that this will not affect my role as your class teacher.

I have discussed options with our Class Reps and here are the agreed key changes.

Zoom Teaching Sessions

- Each week your child will be invited to two Zoom learning sessions with me. One will have an English focus and the other maths.
- Maths sessions will follow the White Rose plans. If you can print out the worksheets, we will be using them however it is not a problem if you cannot.
- English sessions will be based around handwriting, grammar, and spelling.
- Sessions will be 30 minutes long and the most you will usually need is a pencil and paper.
- Your child's 2 Zoom codes will be sent to you on Tapestry by Monday. Codes will stay the same each week.
- Each group will have 6 children.
- Group set up and times of meetings cannot be changed.
- Please let me know if your child is unable to attend before the meeting.

Contacting me

- I will currently be supporting the Key Worker's children group from 8.30 -12.30 pm.
- Zoom sessions will take place between 1 – 1.30 and 2.30- 3.
- If you need to speak to me with an issue which cannot be sent by email or Tapestry post, you can ring the school office between 1.35 – 2.20 and 3 – 3.30 and I will do my best to speak to you at this time.

Planning


- Planning for maths will follow White Rose. <https://whiterosemaths.com/>
- Following a request answers are now available on our school website.
- English plans will follow Oak Academy. If you have chosen not to follow this programme, please encourage as many daily reading and writing opportunities as you can. <https://www.thenational.academy/online-classroom/year-2>
- MyOn has a wonderful range of books to share. <https://www.myon.co.uk/login/index.html>
- For ideas for PE and Foundation subjects, follow the Oak Academy link or useful links from our School website.

Tapestry work

- Tapestry is a wonderful platform to share the many experiences that you are enjoying at home and I love seeing your art, baking, keeping fit etc. I will continue to respond to these with a, 'like.'
- More detailed response will be given to your maths and English work.
- Keep collecting those virtual house points, it is so important to feel part of our house teams and celebrate your successes. I hope that you understand the reason for these changes. I look forward to seeing more of the children on our Zoom teaching sessions and I cannot wait for the day when we can all be together again.

Sending lots of love

Mrs Huegdon xx











"Love one another. As I have loved you, so you must love one another" John 13:32



Year 2 Home Learning Plan



	English Focus – Syllables and rhyme If you are not following Oak Academy ideas for different activities are attached to this plan.	Maths Link to PowerPoints for the week https://whiterosemaths.com/homelearning/year-2/ Daily work sheets and answers are available on Tapestry and our school website.
Monday 8.6	I can retrieve information https://www.thenational.academy/year-2/english/the-firework-makers-daughter-to-retrieve-information-year-2-wk6-1	This week's maths returns to fractions. This will be a good opportunity for me to assess your understanding during our Zoom meeting. I can use unit fractions (one part out of a whole, the numerator is 1) Offline alternative Take a piece of paper, Fold it in different ways. Can you find $\frac{1}{2}$ $\frac{1}{4}$ $\frac{1}{3}$
Tuesday 9.6	I can retrieve information https://www.thenational.academy/year-2/english/the-firework-makers-daughter-to-retrieve-information-year-2-wk6-2	I can use non unit fractions (more than one part out of a whole, the numerator is not 1) Offline alternative Draw 3 big pizzas (use paper plates if you have them) Can you cut the pizzas into halves, quarters and thirds. Show different non unit fractions e.g $\frac{2}{4}$ $\frac{3}{4}$ $\frac{2}{3}$ 
Wednesday 10.6	I can identify syllables https://www.thenational.academy/year-2/english/to-identify-syllables-year-2-wk6-3	I can find half Offline alternative Practise drawing and labelling different 2D shapes. Can you find half of each shape? You could use a mirror and line of symmetry to help you. <div style="display: flex; justify-content: space-around; align-items: center;">   </div> <div style="display: flex; justify-content: space-around; align-items: center;">   </div> <div style="display: flex; justify-content: space-around; align-items: center;">   </div>
Thursday 11.6	I can identify the key features of a haiku. https://www.thenational.academy/year-2/english/to-identify-the-key-features-of-a-haiku-year-2-wk6-4	I can find one quarter Offline alternative Draw 4 sharing circles. Start with the number 8. Share 8 dots between the 4 circles. Can you find $\frac{1}{4}$ of 8 $\frac{2}{4}$ of 8 $\frac{3}{4}$ of 8 $\frac{4}{4}$ of 8 Repeat for 12, 24, 40 Can you find $\frac{1}{4}$ of 15? Explain your answer.
Friday 12.6	I can write a haiku https://www.thenational.academy/year-2/english/to-write-a-haiku-year-2-wk6-5	Fractions challenge Making longer making shorter https://nrich.maths.org/5590  Or try the times table challenge attached to this plan.

“Love one another. As I have loved you, so you must love one another” John 13:32



Year 2 Home Learning Plan



[Link to other subject ideas](#)



English ideas (if you are not following Oak Academy)

Write a poem about life in lock down, here is my example of a rhyming poem and an acrostic poem.

You could copy my poem to practise your neatest handwriting or use your own ideas.

Decorate and illustrate your work, I would love to choose one to be in the school newsletter.



It's 2020 and life is **strange**

It's crazy how so much can **change**

I miss hugs and sport and **friends**

I cannot wait for lock down to **end**

Year Two

Everyone is learning

At home but still a family

Remembering to smile

Trying our best

We will be together soon

One class, loving one another



Choose a sound from the pictures, how many words can you spell using that phonics pattern?

e.g. ou

shout

route

out

flour

doubt

hour

sprout

found

sour

count

sound

bounce

"Love one another. As I have loved you, so you must love one another" John 13:32



Matching Syllables



Name: Date:

Draw a line to match the syllables and then write the whole word.

hap

ner

per

et

rab

born

rob

son

tur

pet

ro

ta

din

bit

stub

ow

rock

bine

pill

py

win

ber

trum

dow



Ronald Rhymes

Tiger has fur with stripes that are black,
With sharp, pointy claws; orange fur on his _____.
His teeth are all jagged, he loves to eat meat,
With a long, stripey tail and pads on his _____.

Monkey is funny, he swings from a tree,
His tail helps him balance, he's gentle as can _____.
With a long curly tail and fur on his back,
He eats bananas and nuts for a quick, healthy _____.

Elephant is large and she stomps her great feet.
Her size makes her scary to those she may _____.
With a trunk for a nose and big, floppy ears,
She's actually kind and nothing to _____.

back

pack

snack

feet

meet

seat

be

see

knee

snack

black

pack

meet

feet

seat

fear

near

hear



Times Tables Speed Tests

You have 1 minute to complete as many questions as you can in each test. After the time is up, check your answers with your helper. Try to improve your score each time you do a test.



3	×	2	=	<input type="text"/>
4	×	5	=	<input type="text"/>
30	÷	5	=	<input type="text"/>
24	÷	2	=	<input type="text"/>
12	×	10	=	<input type="text"/>
6	×	2	=	<input type="text"/>
20	÷	10	=	<input type="text"/>
2	×	2	=	<input type="text"/>
5	÷	5	=	<input type="text"/>
10	×	10	=	<input type="text"/>

Score:

6	×	2	=	<input type="text"/>
10	×	5	=	<input type="text"/>
55	÷	5	=	<input type="text"/>
8	÷	2	=	<input type="text"/>
8	×	10	=	<input type="text"/>
10	×	2	=	<input type="text"/>
10	÷	10	=	<input type="text"/>
8	×	2	=	<input type="text"/>
25	÷	5	=	<input type="text"/>
0	×	10	=	<input type="text"/>

Score:

3	×	5	=	<input type="text"/>
4	×	10	=	<input type="text"/>
30	÷	10	=	<input type="text"/>
25	÷	5	=	<input type="text"/>
12	×	5	=	<input type="text"/>
6	×	5	=	<input type="text"/>
100	÷	10	=	<input type="text"/>
3	×	2	=	<input type="text"/>
10	÷	5	=	<input type="text"/>
2	×	10	=	<input type="text"/>

Score: